

## INDEX OF DRAWINGS

SHEET NO.	DRAWING NO.	DESCRIPTION - ALIGNMENT - OPTION	SHEET NO.	DRAWING NO.	DESCRIPTION - ALIGNMENT - OPTION	SHEET NO.	DRAWING NO.	DESCRIPTION - ALIGNMENT - OPTION
		<b>INDEX &amp; LEGEND</b>			<b>ROUTE 28</b>			<b>WIEHLE AVENUE (CONTINUED)</b>
001	GPN-A-001	INDEX OF DRAWINGS, SHEET 1	039	GPN-A-100-R28	SITE PLAN	079	GPN-A-302-WA	TRANSVERSE SECTIONS
002	GPN-A-002	INDEX OF DRAWINGS, SHEET 2	040	GPN-A-101-R28	NORTH ENTRY PLAN	080	GPN-A-303-WA	ELEVATIONS
003	GPN-G-002	SYMBOLS, SERVICE ROOM SCHEDULE & ABBREVIATIONS	041	GPN-A-102-R28	SOUTH ENTRY PLAN	081	GPN-A-400-WA	PARKING GARAGE PLANS
		<b>ROUTE 772</b>	042	GPN-A-200-R28	MEZZANINE PLAN	082	GPN A-401-WA	PARKING GARAGE SECTIONS
		<b>ROUTE 772</b>	043	GPN-A-201-R28	PLATFORM PLAN			<b>TYSONS WEST</b>
004	GPN-A-100-R772	SITE PLAN	044	GPN-A-300-R28	SITE SECTION / ENTRY PLANS			
005	GPN-A-101-R772	SITE PLAN - LPA PHASE I SURFACE PARKING	045	GPN-A-301-R28	LONGITUDINAL SECTION			
006	GPN-A-102-R772	PARTIAL SITE PLAN - NORTH	046	GPN-A-302-R28	TRANSVERSE SECTIONS			
007	GPN-A-103-R772	PARTIAL SITE PLAN - SOUTH	047	GPN-A-303-R28	ELEVATIONS	083	GPN-A-100-TW	SITE PLAN
008	GPN-A-104-R772	NORTH AND SOUTH ENTRY PLANS	048	GPN-A-400-R28	PARKING GARAGE GROUND AND TYPICAL LEVEL PLAN	084	GPN-A-101-TW	ENLARGED SITE PLAN
009	GPN-A-200-R772	MEZZANINE PLAN	049	GPN-A-401-R28	PARKING GARAGE BUILDING SECTIONS	085	GPN-A-102-TW	NORTH & SOUTH ENTRY PLANS
010	GPN-A-201-R772	PLATFORM PLAN				086	GPN-A-200-TW	MEZZANINE PLAN
011	GPN-A-300-R772	SITE SECTION / ENTRY PLANS				087	GPN-A-201-TW	PLATFORM PLAN
012	GPN-A-301-R772	LONGITUDINAL SECTION				088	GPN-A-300-TW	SITE SECTION / STATION ENTRY PLANS
013	GPN-A-302-R772	TRANSVERSE SECTIONS				089	GNN-A-301-TW	TRANSVERSE SECTIONS
014	GPN-A-303-R772	ELEVATIONS				090	GPN-A-302-TW	LONGITUDINAL SECTION
015	GPN-A-400-R772	NORTH PARKING GARAGE GROUND LEVEL AND TYPICAL PLANS				091	GPN-A-303-TW	ELEVATIONS
016	GPN-A-401-R772	NORTH PARKING GARAGE BUILDING SECTIONS						<b>TYSONS CENTRAL 7</b>
017	GPN-A-402-R772	SOUTH PARKING GARAGE GROUND LEVEL AND TYPICAL PLANS						
018	GPN-A-403-R772	SOUTH PARKING GARAGE BUILDING SECTIONS						
		<b>ROUTE 606</b>			<b>HERNDON - MONROE</b>			
019	GPN-A-100-R606	SITE PLAN	050	GPN-A-100-HM	SITE PLAN	092	GPN-A-100-T7	SITE PLAN
020	GPN-A-200-R606	MEZZANINE PLAN	051	GPN-A-101-HM	NORTH STATION ENTRY PLAN	093	GPN-A-101-T7	GROUND LEVEL PLAN
021	GNN-A-201-R606	PLATFORM PLAN	052	GPN-A-200-HM	MEZZANINE PLAN	094	GPN-A-102-T7	NORTH & SOUTH ENTRY GROUND LEVEL PLAN
022	GPN-A-300-R606	SITE SECTION / ENTRY PLANS	053	GPN-A-201-HM	PLATFORM PLAN	095	GPN-A-200-T7	MEZZANINE PLANS
023	GPN-A-301-R606	LONGITUDINAL SECTION	054	GPN-A-300-HM	SITE SECTION / ENTRY PLANS	096	GPN-A-201-T7	PLATFORM PLANS
024	GPN-A-302-R606	TRANSVERSE SECTIONS	055	GNN-A-301-HM	LONGITUDINAL SECTION	097	GPN-A-202-T7	ENTRY PLANS & SERVICE ROOMS
025	GPN-A-303-R606	ELEVATIONS	056	GPN-A-302-HM	TRANSVERSE SECTIONS	098	GPN-A-300-T7	CROSS SECTION
026	GPN-A-400-R606	PARKING GARAGE - GROUND LEVEL PLAN	057	GPN-A-303-HM	ELEVATIONS	099	GPN-A-301-T7	LONGITUDINAL SECTIONS
027	GPN-A-401-R606	PARKING GARAGE - TYPICAL LEVEL PLAN	058	GPN-A-400-HM	PARKING GARAGE GROUND LEVEL PLAN	100	GPN-A-302-T7	TRANSVERSE SECTIONS
028	GPN-A-402-R606	PARKING GARAGE - SECTIONS	059	GPN-A-401-HM	PARKING GARAGE TYPICAL LEVEL PLAN			<b>TYSONS CENTRAL 123</b>
		<b>DULLES AIRPORT</b>	060	GPN-A-402-HM	PARKING GARAGE BUILDING SECTIONS			
		<b>DULLES AIRPORT</b>			<b>RESTON PARKWAY</b>			
029	GPN-A-100-DA	SITE PLAN	061	GPN-A-100-RP	SITE PLAN	101	GPN-A-100-TC123	SITE PLAN
030	GPN-A-101-DA	GROUND LEVEL PLAN	062	GPN-A-101-RP	NORTH ENTRY PLAN	102	GPN-A-101-TC123	NORTH ENTRY PLAN
031	GPN-A-200-DA	MEZZANINE PLAN	063	GPN-A-102-RP	SOUTH ENTRY PLAN	103	GPN-A-102-TC123	SOUTH ENTRY PLAN
032	GPN-A-201-DA	MEZZANINE SERVICE ROOM PLANS	064	GPN-A-200-RP	MEZZANINE PLAN	104	GPN-A-200-TC123	MEZZANINE PLAN
033	GPN-A-202-DA	PLATFORM PLAN	065	GPN-A-201-RP	PLATFORM PLAN	105	GPN-A-201-TC123	PLATFORM PLAN
034	GPN-A-300-DA	SITE SECTIN	066	GNN-A-300-RP	SITE SECTION / ENTRY PLANS	106	GPN-A-202-TC123	GROUND LEVEL PLAN
035	GPN-A-301-DA	LONGITUDINAL SECTION A	067	GPN-A-301-RP	LONGITUDINAL SECTION	107	GPN-A-300-TC123	SITE SECTION
036	GPN-A-302-DA	TRANSVERSE SECTIONS B & C	068	GPN-A-302-RP	TRANSVERSE SECTIONS	108	GPN-A-301-TC123	LONGITUDINAL SECTION
037	GPN-A-303-DA	TRANSVERSE SECTION D	069	GPN-A-303-RP	ELEVATIONS	109	GPN-A-302-TC123	TRANSVERSE SECTIONS
038	GPN-A-304-DA	TRANSVERSE SECTIONS F & G			<b>WIEHLE AVENUE</b>			
			070	GPN-A-100-WA	SITE PLAN			
			071	GPN-A-101-WA	ENLARGED NORTH SITE PLAN			
			072	GPN-A-102-WA	ENLARGED SOUTH SITE PLAN			
			073	GPN-A-103-WA	NORTH AND SOUTH ENTRY PLANS			
			074	GPN-A-200-WA	MEZZANINE PLAN			
			075	GPN-A-201-WA	PLATFORM PLAN			
			076	GPN-A-202-WA	ENTRY PLANS			
			077	GPN-A-300-WA	SITE SECTION			
			078	GPN-A-301-WA	LONGITUDINAL SECTION			

HALF-SIZE DRAWING

CONTRACT NO.:

DESIGNED: HAK 06-01-04  
 DRAWN: MJK 06-02-04  
 CHECKED: \_\_\_\_\_  
 APPROVED: \_\_\_\_\_

REFERENCE DRAWINGS	
NUMBER	DESCRIPTION

REVISIONS		
DATE	BY	DESCRIPTION



CAPITAL TRANSIT CONSULTANTS  
*Diana C. Mendes*  
 PROJECT MANAGER

FINAL GENERAL PLANS  
 JULY 2004

SCALE: NONE

DRAWING NO.: GPN-A-001

001

O:\002\_dulles\FEIS GenPlans 06-04\Facilities\Index Sheets\Dulles\_Facilities\_Drawing\_Index\_GPN-A-001 TO 002.dwg, GPN-A-001, 07/29/04 10:51:08 AM, Kolenam

## INDEX OF DRAWINGS

SHEET NO.	DRAWING NO.	DESCRIPTION - ALIGNMENT - OPTION	SHEET NO.	DRAWING NO.	DESCRIPTION - ALIGNMENT - OPTION	SHEET NO.	DRAWING NO.	DESCRIPTION - ALIGNMENT - OPTION
		<b>TYSONS EAST</b>						
110	GPN-A-100-TE	SITE PLAN						
111	GPN-A-101-TE	STATION ENLARGED SITE PLANS						
112	GPN-A-200-TE	MEZZANINE PLAN						
113	GPN-A-201-TE	PLATFORM PLAN						
114	GPN-A-202-TE	GROUND PLAN						
115	GPN-A-300-TE	SITE SECTION / STATION ENTRY PLANS						
116	GPN-A-301-TE	LONGITUDINAL SECTIONS						
117	GPN-A-302-TE	TRANSVERSE SECTIONS						
118	GPN-A-303-TE	ELEVATIONS						
		<b>FULL YARD AND SHOP</b>						
119	GPN-A-100-LY	SITE PLAN						
120	GPN-A-200-LY	GROUND FLOOR PLAN, OPERATIONS AND FIELD BASE BUILDING						
121	GPN-A-201-LY	SECOND FLOOR PLAN, OPERATIONS AND FIELD BASE BUILDING						
122	GPN-A-202-LY	GROUND FLOOR PLAN, RAIL AND INSPECTION BUILDING						
123	GPN-A-203-LY	SECOND FLOOR PLAN, RAIL SERVICE AND INSPECTION BUILDING						
124	GPN-A-300-LY	SCHEMATIC BUILDING SECTIONS, RAIL SERVICE AND INSPECTION BUILDING						
		<b>WFC YARD AND SHOP</b>						
125	GPN-A-100-WFC	YARD AND SHOP EXPANSION SITE PLAN						
126	GPN-A-200-WFC	YARD AND SHOP EXPANSION SITE SECTION AND PLAN						
127	GPN-A-201-WFC	YARD AND SHOP EXPANSION FIRST FLOOR PLAN						
128	GPN-A-202-WFC	YARD AND SHOP EXPANSION BASEMENT PLAN						

HALF-SIZE DRAWING

CONTRACT NO.:

DESIGNED:      HAK      06-01-04  
DATE


DRAWN:      MJK      06-02-04  
DATE

CHECKED:                 
DATE

APPROVED:                 
DATE

REFERENCE DRAWINGS	
NUMBER	DESCRIPTION

REVISIONS		
DATE	BY	DESCRIPTION



**DULLES CORRIDOR RAPID TRANSIT PROJECT**

CAPITAL TRANSIT CONSULTANTS

*Diana C. Mendes*  
PROJECT MANAGER

FINAL GENERAL PLANS  
 JULY 2004

FACILITIES  
 INDEX OF DRAWINGS  
 SHEET 2 OF 2

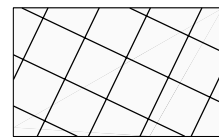
SCALE: NONE

DRAWING NO.: GPN-A-002

002

O:\002\_dulles\FEIS GenPlans 06-04\Facilities\Index Sheets\Dulles\_Facilities\_Drawing\_Index\_GPN-A-001 TO 002.dwg, GPN-A-002, 07/29/04 10:52:18 AM, Kolenam

**SITE ELEMENTS**




HARDESCAPED AREAS




NORTH ARROW



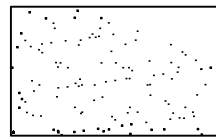
VEHICULAR CIRCULATION



PROPOSED PAVING BY PROJECT



AREA OF WET LANDS



PLANTED AREA

**ABBREVIATIONS**

APPROX. ATC.	APPROXIMATE AUTOMATIC TRAIN CONTROL
BLDG. BRT.	BUILDING BUS RAPID TRANSIT
CONC. CMNT.	CONCRETE RAIL CAR MAINTENANCE
DISP. DN. DWG.	DISPENSER DOWN DRAWING
EL. ELEV. ESC. EX., EXIST. EQUIP	ELEVATION ELEVATOR ESCALATOR EXISTING EQUIPMENT
FA. F/V.S. FMNT.	FRESH AIR INTAKE FRESH AIR AND VENTILATION SHAFT FIELD MAINTENANCE
LPA	LOCALLY PREFERRED ALTERNATIVE
MEZZ.	MEZZANINE
NO. N.I.C.	NUMBER NOT IN CONTRACT
PED. PLNT. PROP.	PEDESTRIAN PLANT MAINTENANCE PROPOSED
RD. RM. RTRA.	ROAD ROOM RAIL TRANSPORTATION
SF. SMNT. S.S. STA. SWM.	SQUARE FEET SYSTEMS MAINTENANCE STAINLESS STEEL STATION STORM WATER MANAGEMENT
SYST.	SYSTEM
T/R. TPSS. TYP.	TOP OF RAIL TRACTION POWER SUB-STATION TYPICAL
UPE.	UNDER PLATFORM EXHAUST
VDOT.	VIRGINIA DEPARTMENT OF TRANSPORTATION
V.F.B. VS.	VERTICAL FORM BOARD VENT SHAFT
W/	WITH

**STATION ELEMENTS**

	FARE VENDOR
	PHONE BOOTHS WITH SYSTEM MAP
	BENCH
	BUS TRANSFER DISP.
	PLATFORM GRANITE EDGE W/ LIGHTS
	DETECTABLE WARNING TILE
	PAVER TILE
	WINDSCREEN WITH BENCH

**SERVICE ROOM SCHEDULE:**

1	MECHANICAL ROOM	21	TRANSFORMER ROOM
2	A.C. SWITHBOARD ROOM	22	ELEVATOR MACHINE ROOM
3	BATTERY ROOM	23	SEWAGE EJECTOR ROOM
4	COMMUNICATIONS ROOM	24	CART STORAGE ROOM
5	TRAIN CONTROL ROOM	25	ELECTRICAL CABINET ROOM
6	LUNCH ROOM	26	POLICE SERVICE ROOM
7	TELEPHONE ROOM	27	EMERGENCY EVACUATION CART STORAGE ROOM
8	FIRE EQUIPMENT CABINET	28	AREA OF RESCUE ASSISTANCE
9	CLEANER'S ROOM	29	TRACTION POWER SUB-STATION
10	CLEANER'S ROOM WITH EJECTOR	30	EMERGENCY EGRESS STAIR
11	WOMEN'S WASHROOM	31	FAN ROOM
12	MEN'S WASHROOM	32	ESCALATOR CONTROL ROOM
13	WATER SERVICE ROOM	33	TRACTION POWER CABLE ROOM
14	D.C. TIE BREAKER ROOM	34	ELECTRICAL ROOM
15	BUS DRIVER'S WASHROOM	35	YARD STORAGE ROOM
16	TERMINAL SUPERVISOR'S/DISPATCHER ROOM	36	BUS SUPERVISOR ROOM
17	TRAIN OPERATOR'S ROOM (W/ POTABLE WATER)	37	ELECTRICAL CABLE ROOM
18	TRAIN OPERATOR'S WASHROOM (2)		
19	MAINTENANCE ROOM		
20	TRAIN OPERATOR'S LOCKER ROOM		

O:\002\_dulles\FEIS GenPlans 06-04\Facilities\July 2004-Legend.dwg, Legend, 07/29/04 10:56:28 AM, Kolenam

HALF-SIZE DRAWING

CONTRACT NO.:

DESIGNED: N. IBIEBELE	3-15-02
DRAWN: N. IBIEBELE	3-15-02
CHECKED:	
APPROVED:	

REFERENCE DRAWINGS	
NUMBER	DESCRIPTION

REVISIONS		
DATE	BY	DESCRIPTION

**DULLES CORRIDOR RAPID TRANSIT PROJECT**

CAPITAL TRANSIT CONSULTANTS

*Diana C. Mendes*

FINAL GENERAL PLANS  
JULY 2004

SUBMITTED PROJECT MANAGER

SYMBOLS, SERVICE ROOM SCHEDULE AND ABBREVIATIONS	
SCALE: NONE	DRAWING NO.: GPN-G-002
	003